





## NATIONAL AIRCRAFT REGISTRY USER GUIDE

### DOMAIN REGISTRATION

The user who requests to register the domain of an aircraft in the National Aircraft Registry, for the reason indicated below, must present the following information:



#### 2.- FOR AIRCRAFT ACQUIRED ABROAD

##### a.- Chilean natural persons

- Reserve the letters for the Chilean license plate.
- Application to the National Aircraft Registry 
- Cancellation of the foreign registration or certification from the respective aeronautical authority that proves that the aircraft is not registered.
- Certificate of Airworthiness for Export (C.A.E.). If you do NOT have this Certificate, you must present a Technical Report issued by the Airworthiness Subdepartment or the corresponding technical body (requested directly by the interested party in the registration), in which it must be proven that the aircraft complies with the provisions of Article 27 of the Aeronautical Code and its description in terms of brand, model and serial number 
- Domain Title (Aircraft Bill of Sale; Public Deed; Sale Contract or another private instrument) notarized before a Public Notary in Chile.
- Payment of registration fees, in accordance with the amounts indicated in article 38 of the Aeronautical Fees and Duties Regulations.





### **b.- Foreign natural persons**

- Reserve the letters for the Chilean license plate.
- Application to the National Aircraft Registry 
- Cancellation of the foreign registration or certification from the respective aeronautical authority that proves that the aircraft is not registered.
- Certificate of Airworthiness for Export (C.A.E.). If you do NOT have this Certificate, you must present a Technical Report issued by the Airworthiness Subdepartment or the corresponding technical body (requested directly by the interested party in the registration), in which it must be proven that the aircraft complies with the provisions of Article 27 of the Aeronautical Code and its description in terms of brand, model and serial number 
- Domain Title (Aircraft Bill of Sale; Public Deed; Sale Contract or another private instrument) notarized before a Public Notary in Chile.
- Copy of the Permanence Visa and a certificate authorized before a Notary Public, which certifies the exercise of profession, employment or permanent industry in the country (at least 3 years old).
- Any other antecedent that the Aircraft Curator deems pertinent.
- Payment of registration fees, in accordance with the amounts indicated in article 38 of the Aeronautical Fees and Duties Regulations.





## GUÍA PARA EL USUARIO DEL REGISTRO NACIONAL AERONAVE

### c.- Chilean legal entities

- Reserve the letters for the Chilean license plate.
- Application to the National Aircraft Registry 
- Cancellation of the foreign registration or certification from the respective aeronautical authority that proves that the aircraft is not registered.
- Certificate of Airworthiness for Export (C.A.E.). If you do NOT have this Certificate, you must present a Technical Report issued by the Airworthiness Subdepartment or the corresponding technical body (requested directly by the interested party in the registration), in which it must be proven that the aircraft complies with the provisions of Article 27 of the Aeronautical Code and its description in terms of brand, model and serial number 
- Domain Title (Aircraft Bill of Sale; Public Deed; Sale Contract or other private instrument) notarized before a Public Notary in Chile.
- Copies authorized before a Notary Public; the deed of incorporation of the company; of the registration of the extract in the respective Commercial Registry and publication of the extract in the Official Gazette.
- Certificate of validity of the company, with an antiquity not exceeding thirty days, counted from when the registration is required.
- Corresponding verification code in the case of companies incorporated under Law No. 20,659 "Your Company in a Day".
- If it is an Air Club and was established in accordance with the provisions of the sports law, it must accompany the statutes and the authorization granted by the corresponding body.
- Payment of registration fees, in accordance with the amounts indicated in article 38 of the Aeronautical Fees and Duties Regulations.



### d.- Foreign legal persons

- Reserve the letters for the Chilean license plate.
- Application to the National Aircraft Registry 
- Cancellation of the foreign registration or certification from the respective aeronautical authority that proves that the aircraft is not registered.
- Certificate of Airworthiness for Export (C.A.E.). If you do NOT have this Certificate, you must present a Technical Report issued by the Airworthiness Subdepartment or the corresponding technical body (requested directly by the interested party in the registration), in which it must be proven that the aircraft complies with the provisions of Article 27 of the Aeronautical Code and its description in terms of brand, model and serial number 
- Domain Title (Aircraft Bill of Sale; Public Deed; Sale Contract or another private instrument) notarized before a Public Notary in Chile.
- Income tax return for the last three years.
- Any other antecedent that the Aircraft Curator deems pertinent.
- Payment of registration fees, in accordance with the amounts indicated in article 38 of the Aeronautical Fees and Duties Regulations.